

STEAMIST®

Steam Generator

Model: SM-4

Features

5-year parts warranty - 2-year labor warranty

Generator typically can be installed up to 25 ft. from the bathing area

Diagnostic LED Displays

Stainless Steel Construction

Solid-State Circuitry

Codes/Standards

UL 499

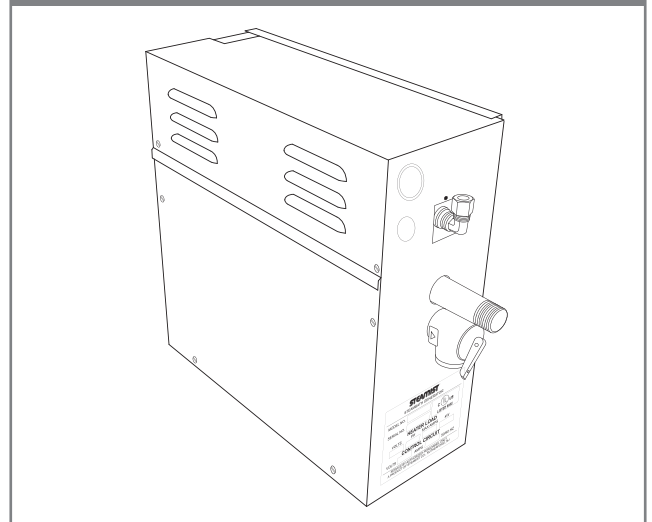
UL/CUL Listed

City of LA - Approved

City of New York - M.E.A. Approved

State of Mass. Approved

SM-4



Steam Generator Specification Chart

Model Number	Product Number	KW Rating	Max. Cu. Ft. Range*	Volts/Phase/Max. Amps	Wire Size 90°C Copper AWG	Line Fuse	Dimensions L x W x H
SM-4	4000 4001	4	65	240/1/17 208/1/20	10 10	25 25	15" x 6" x 15.5"

*Refer to sizing guidelines to accurately determine the proper size generator for the installation.

Required Equipment

TC-110, TC-125, TC-135, TC-150, DSC-425, or DSP Controls

Required Electrical Service

Dedicated circuit required: See Specification Chart for proper electrical requirements

Product Information

Dedicated circuit required: See Specification Chart for proper electrical requirements

Water Supply - 3/8" Compression Fitting

Steam Line - 3/4" Brass BPT male thread

Pressure Relief Valve - 3/4" NPT female thread

Drain Line - None required

Auto Drain - Factory installed option

Generator

Weight - 30 lbs.

Installation Notes

Steam Generators can be typically mounted within 25 ft. of the bathing area.

Steam Generators should be accessible for service.

Do not install generators outside, in moist, humid area or in an area where parts may freeze or corrode.

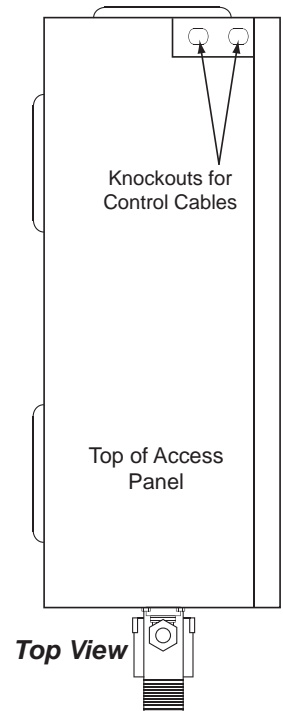
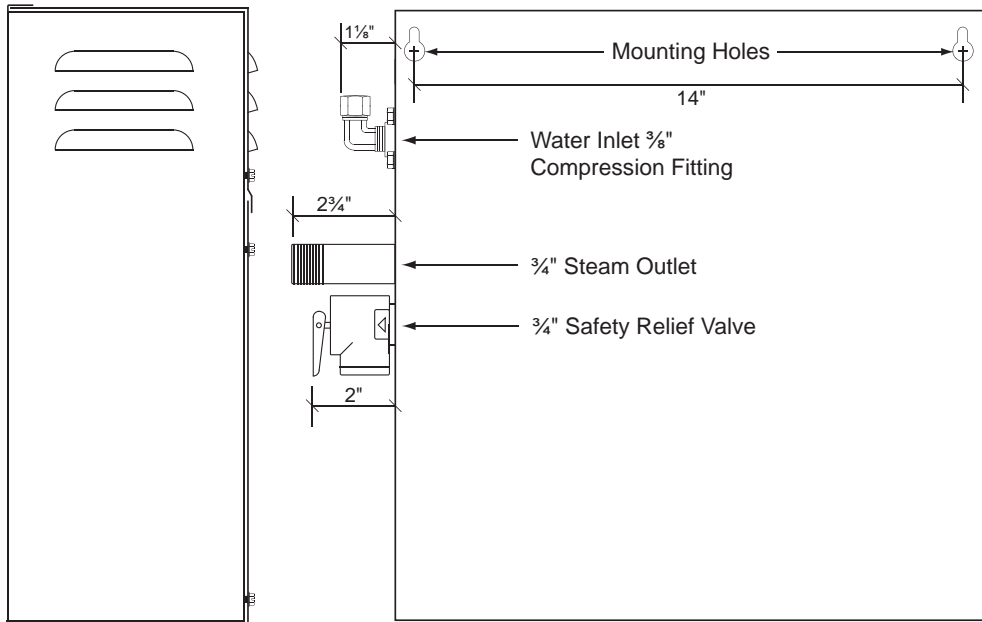
Steamhead to be mounted 18" above floor or 6" above rim of tub and as far from the seating area as possible.

Rough-in Notes

Access: 21" W x 18" D x 22" H (28" W with Auto Drain)

Dimensional Drawing

Model: SM-4

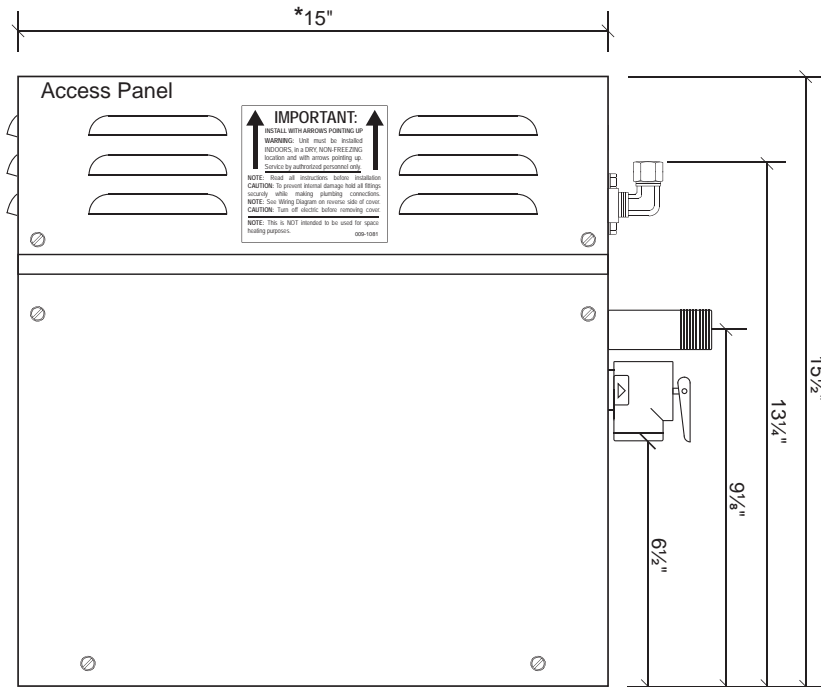


Rear Side View

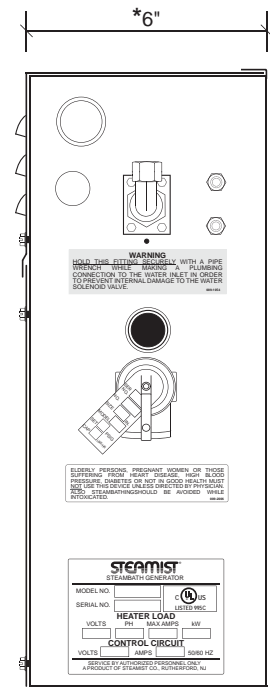
Back View

Top View

*Add 1/4" to the dimension for the louvers



Front Access



Front Side View